

What is IATF16949/CQI-9?

IATF16949: International standard related to quality management systems specific to the automotive industry. Many of the world's manufacturers including American "BIG3" have adopted it as a global procurement standard.

CQI-9 : "Special Process: Heat Treatment System Assessment" enacted by the Automotive Industry Action Group (AIAG).

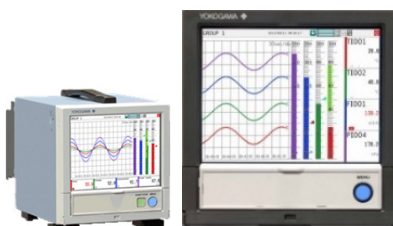


SMARTDAC+

Measurement accuracy within ±1.0°F or ±0.6°C (with *calibration correction)

Use as SAT/TUS measuring instruments, and as monitoring and recording instruments

Input type		Measurement range in Fahrenheit	Measurement range in Celsius	Typical value (Incl. RJC error)
TC	R	932 to 3,200 °F	500 to 1,760 °C	±1 °F(±0.6 °C) or ±0.06% of reading, whichever is greater
	S	932 to 3,200 °F	500 to 1,760 °C	
	K	32 to 2,498 °F	0 to 1,370 °C	
	N	32 to 2,372 °F	0 to 1,300 °C	
	J	32 to 2,012 °F	0 to 1,100 °C	
	K-H	32 to 932 °F	0 to 500 °C	
	T	32 to 752 °F	0 to 400 °C	±0.5 °F(±0.3 °C) or ±0.03% of reading, whichever is greater

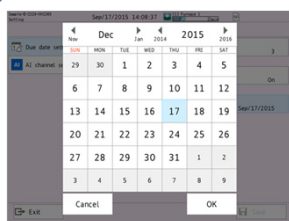
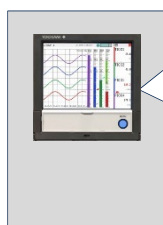


Compact, portable model convenient for SAT work

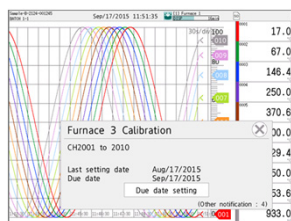
* Under the standard operating conditions outlined in the user's manual.
 * Using the GX90XA-10-U2.
 * A/D integration time: 16.67 ms or more

* Option /AH : Aerospace heat treatment option

Instrument calibration scheduling



Set calibration date



Notification up to 10 days in advance

Reminder	Time until due date
Furnace 1 Calibration	63 days
Furnace 2 Calibration	70 days
Furnace 3 Calibration	0 days
Furnace 4 Calibration	7 days
Furnace 5 Calibration	28 days
Furnace 6 Calibration	35 days

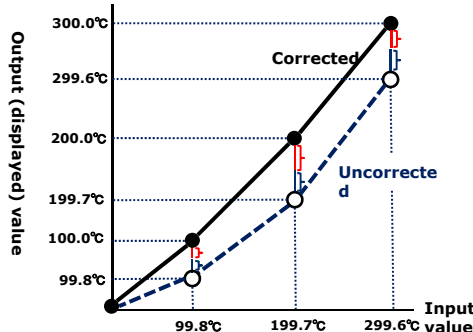
Reminder screen

- After due date
- After reminder before due date
- Before reminder date

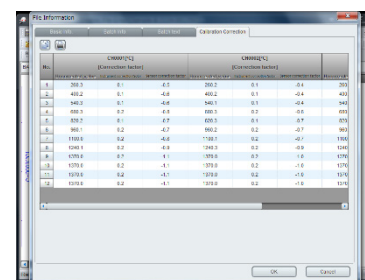
Add sensor correction values to recorded data

Uncorrected value	100.0°C
Instrument correction factor	+ 0.1°C
Sensor correction factor	+ 0.1°C
Corrected value	100.2°C

Instrument correction factor and sensor correction factor can be set separately



- 2 to 12 correction points
 - Linear correction between correction points
- || Sensor correction factor || Instrument correction coefficient



Check recorded data and corrected values on dedicated PC software

Three benefits of SMARTDAC+

1. Easily implement remote monitoring and data acquiring

Ethernet

Real-time monitoring

Web browser-based: Zero software cost!

2. Multi-batch function (with the /BT option)

Record multiple batches of data on a single unit.
Start/stop recording and create data files independently each batch.

Recording Equipment 1 Test start Test stop no.1

Stopped Equipment 2 Test start Test stop no.2

Recording Equipment 3 Test start Test stop no.3

Current time

Batch1 Batch2 Batch3 Batch12

Equipment 1 Equipment 2 Equipment 3 Equipment 12

Run Stop Run Run

Just one unit means high cost performance!

* Option /BT : Multi-batch option

3. Recording and control in a single unit with PID control module

Control screen

CONTROL GROUP 1 2017/02/14 18:45:33 5/min	
TIC-01 Zone 1	TIC-02 Zone 2
AUTO RUN PROGRAM	AUTO RUN PROGRAM
PV 505.8 °C	PV 269.9 °C
SP 507.5	SP 307.0
OUT 73.4 %	OUT 100.0 %

Program screen

Vacuum furnace 2 2017/02/19 08:28:23 5/min

PT No.02 Vacuum furnace 2

LO11 AUTO 1200.0

PV 958.0

SP 1200.0

OUT 89.7 %

LO12 AUTO 23.0

PV 220.0

SP 800.0

OUT 100.0 %

Status: RUN Segment 04/06

Repeat 907/998/01/06 Time 00:02:01

Remote monitoring, plus CONTROL!

YOKOGAWA ELECTRIC CORPORATION
E-mail: ns@cs.jp.yokogawa.com

<http://www.yokogawa.com/>

YOKOGAWA CORPORATION OF AMERICA
YOKOGAWA EUROPE B.V.
YOKOGAWA ENGINEERING ASIA PTE. LTD.

<http://www.yokogawa.com/us/>
<http://www.yokogawa.com/eu/>
<http://www.yokogawa.com/sg/>

Subject to change without notice
All Rights Reserved. Copyright © 2020, Yokogawa Electric Corporation